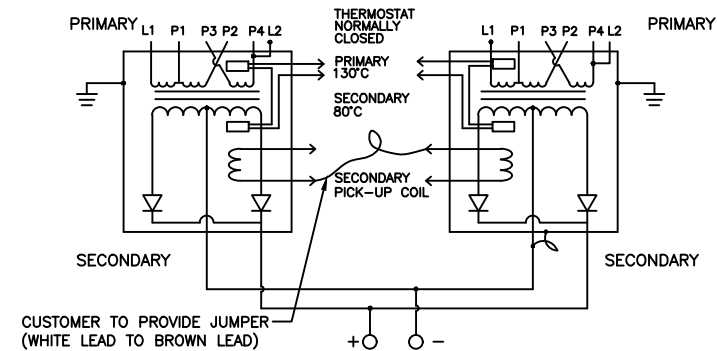
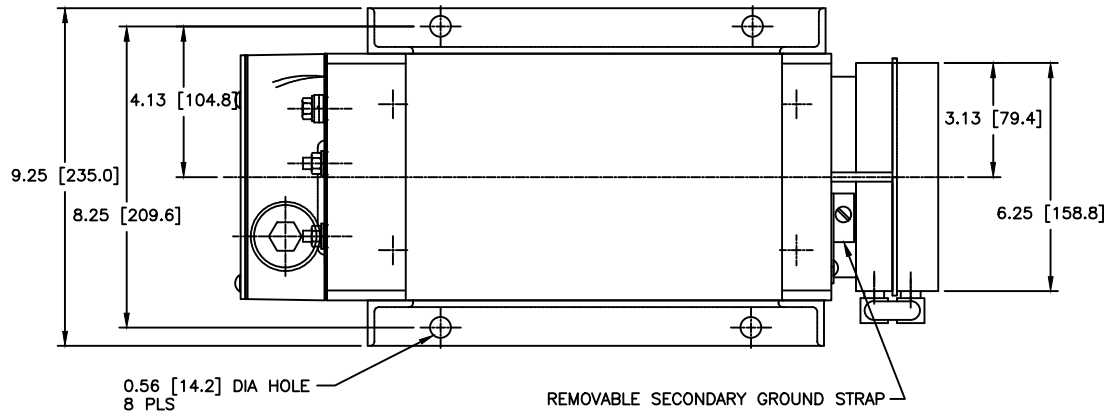
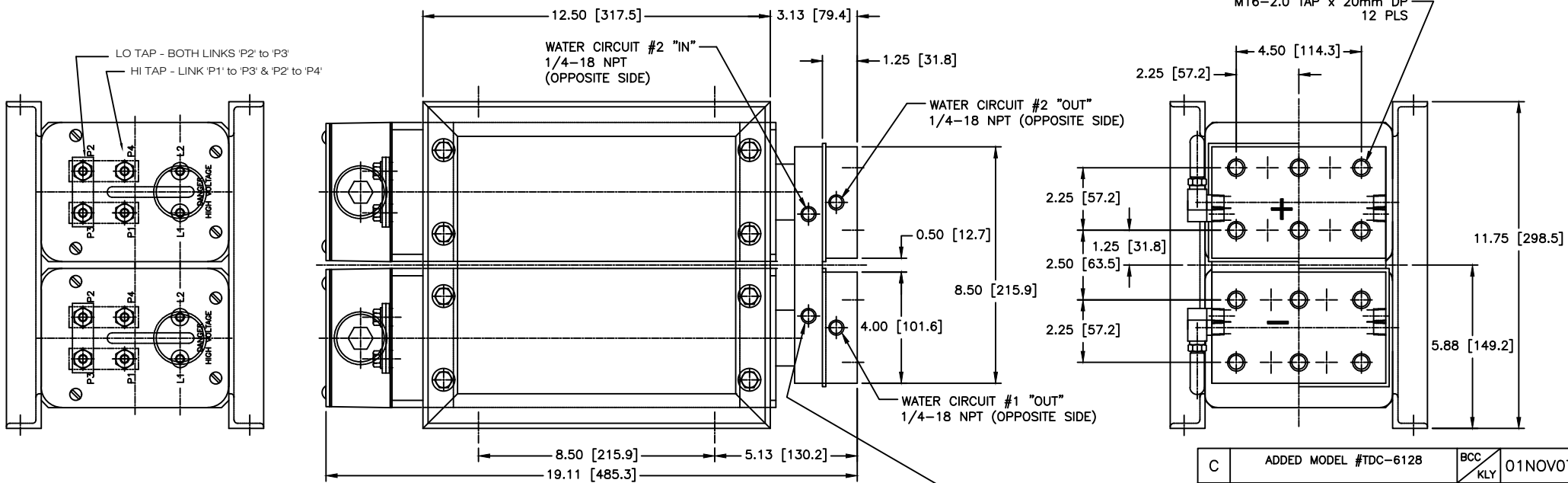


COOLING REQUIREMENTS: 7.5 LPM @ 30°C PER CURCUIT
15 LPM TOTAL

KVA @ 50% DC	MODEL NUMBER	PRIMARY VOLT/FREQ	SECONDARY VOLTAGE		TURNS RATIO		WEIGHT LBS	FLOW RATE LPM
			TAP 1	TAP 2	TAP 1	TAP 2		
320	TDC-5874	500V/1000Hz	9.0	13.1	55:1	38:1	190	15
320	TDC-5876	650V/1000Hz	9.0	13.0	72:1	50:1	190	15
320	TDC-6128	800V/1000Hz	9.1	13.1	88:1	61:1	190	15



TRANSFORMER CASE MUST BE GROUNDED.
TRANSFORMER WILL BE SHIPPED WITH A JUMPER
CONNECTING SECONDARY CENTER TAP TO CASE.
USER MUST PROVIDE APPROPRIATE GROUNDING
OF SECONDARY CIRCUIT. FOR APPLICATIONS
ABOVE A 20% DUTY CYCLE, CONTACT ROMAN
MANUFACTURING FOR ASSISTANCE.



C	ADDED MODEL #TDC-6128	BCC	01NOV07
REV	DESCRIPTION	KLY	DATE
<small>THIS IS THE PROPERTY OF Roman Manufacturing, Inc. THIS DRAWING AND ALL THE INFORMATION AND TECHNOLOGY IN IT ARE EXCLUSIVE, CONFIDENTIAL AND PROPRIETARY TO Roman Manufacturing, Inc. THIS DRAWING IS OWNED BY Roman Manufacturing, Inc., AND UNLESS SPECIFICALLY AUTHORIZED IN WRITING, NO COPIES SHALL BE MADE OF THIS DRAWING, AND SHALL BE USED ONLY FOR THE LIMITED PURPOSE FOR WHICH IT IS DISCLOSED AND ONLY TO THE BENEFIT OF Roman Manufacturing, Inc., AND IT AND ANY COPIES, ALTERATIONS AND REVISIONS SHALL BE THE PROPERTY OF Roman Manufacturing, Inc.</small>			
SCALE:	NONE	DRAWN BY:	RB
DATE:	03Nov06	APPROX WEIGHT:	
POWER SUPPLY			
D	ADDED SECONDARY GROUND STRAP & NOTE TO DRAWING	BCC	04JAN10
			DRAWING NUMBER: 5874-1

RATING CURVE RC-5874
DIMENSIONS = INCH [MM]

NOTE*
The secondary terminals of this device are intended as an electrical connection only. Applications must be designed to minimize any forces applied to the secondary terminals, this can be accomplished by transferring forces to a structural member.